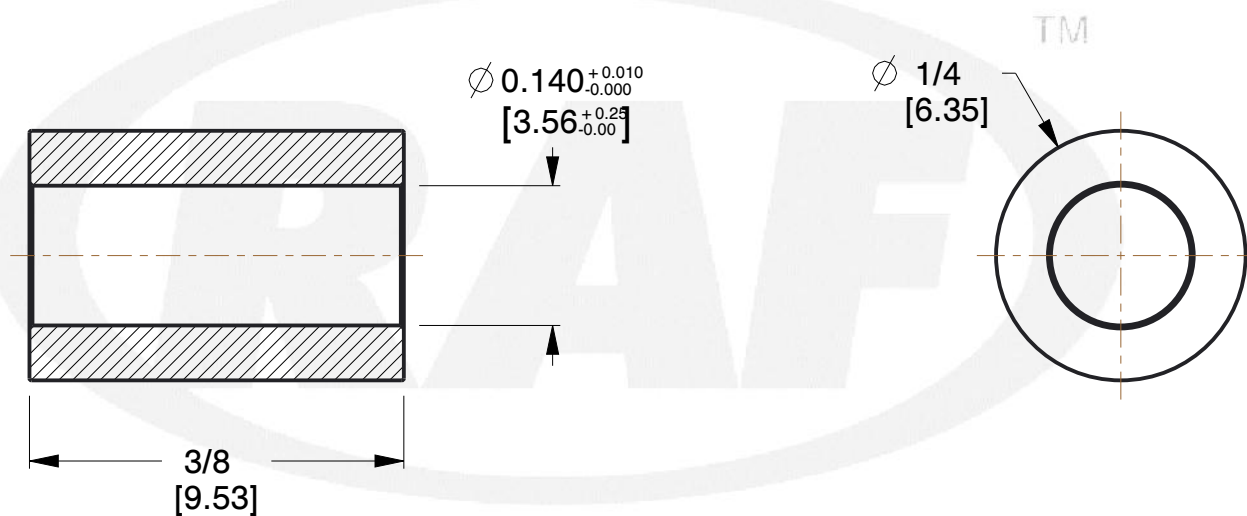




REV	CHANGE	DATE	DRN	CHK
	Drawn	02/06/17	SJ	T



NOTES:

1. Material : Nylon
2. Finish :
3. ASME Y14.5M - 2009
4. All Drawing Dimensions are in Inches [mm]
5. Unless otherwise specified; Edge Breaks, Radii or Countersinks 0.005-0.015

 95 Silvermine Rd., Seymour CT 06483 Tel: 203-888-2133, Fax: 203-888-9860	This Drawing is the Property of RAF. It contains confidential, proprietary information that is RAF property. Do not disclose to or duplicate for others except as authorized by RAF.	TOLERANCES ALL DIMENSIONS ARE INCHES (UNLESS OTHERWISE SPECIFIED) METALLIC LENGTHS <math><= 6</math> INCHES ± 0.005 LENGTH > 6 INCHES ± 0.010 DIAMETERS: ± 0.005 NON-METALLIC LENGTH: ± 0.010 DIAMETERS: ± 0.010 INTERNAL THREADS: MINIMUM THREAD DEPTH	COMPONENT	SPACERS	
			1126-6-N		SCALE
			1/4 ROUND SPACERS		SHEET
					1 of 1